



UBIQUITI®
N E T W O R K S



0919491452

للطلب عن طريق
الواتساب

0128999291 - 0999928908

www.lifenetsd.com



UniFi® AC MESH

802.11AC AP with Plug & Play Mesh

Models: UAP-AC-M, UAP-AC-M-PRO

High-Performance Wide-Area Wi-Fi with UniFi® Mesh Technology

Breakthrough Speeds up to 1300 Mbps in the 5 GHz Band

802.3af PoE Compatibility



Scalable Enterprise Wi-Fi Management

UniFi® is the revolutionary Wi-Fi system that combines enterprise performance, unlimited scalability, and a central management controller. The UniFi AC Mesh APs have a refined industrial design and can be easily installed using the included mounting hardware.

Easily accessible through any standard web browser and the UniFi mobile app (iOS or Android), the UniFi Controller software is a powerful software engine ideal for high-density client deployments requiring low latency and high uptime performance.

Use the UniFi Controller software to quickly configure and administer an enterprise Wi-Fi network – no special training required. RF map and performance features, real-time status, automatic UAP device detection, and advanced security options are all seamlessly integrated.

Features

Save Money and Save Time UniFi comes bundled with a non-dedicated software controller that can be deployed on an on-site PC, Mac, or Linux machine; in a private cloud; or using a public cloud service. You also have the option of using the UniFi Cloud Key with built-in software.

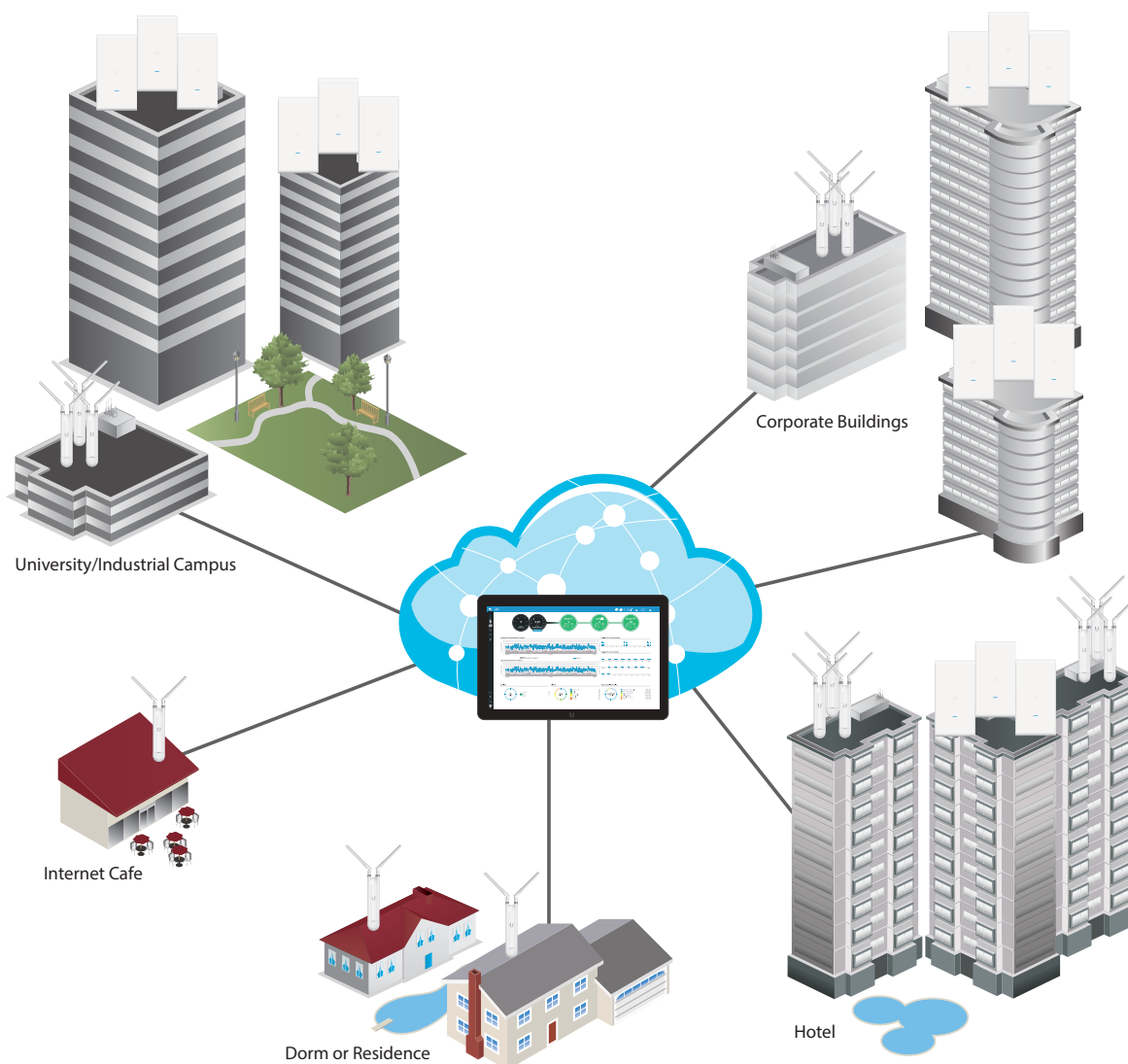
Powerful Hardware The UniFi AC Mesh APs feature Wi-Fi 802.11AC with Plug & Play Mesh technology.

Intuitive UniFi Controller Software Configure and manage your APs with the easy-to-learn user interface.

Expandable Unlimited scalability: build wireless networks as big or small as needed. Start with one and expand to thousands while maintaining a single unified management system.

Extend Your Coverage

With the UniFi Controller software running in a NOC or in the cloud, administrators can manage multiple sites: multiple distributed deployments and multi-tenancy for managed service providers. Below are some deployment examples.



UniFi Controller

Packed with Features

Use the UniFi Controller to provision thousands of UniFi APs, map out networks, quickly manage system traffic, and provision additional UniFi APs.

Breakthrough RF Map

Use the RF map to monitor and analyze radio frequencies for optimal AP placement, configuration, and troubleshooting.

Powerful RF Performance Features

Advanced RF performance and configuration features include spectral analysis, airtime fairness, and band steering.

Detailed Analytics

Use the configurable reporting and analytics to manage large user populations and expedite troubleshooting.

Wireless Uplink

Wireless Uplink functionality enables wireless connectivity between APs for extended range. One wired UniFi AP uplink supports up to four wireless downlinks on a single operating band, allowing wireless adoption of devices in their default state and real-time changes to network topology.

For devices that support Plug & Play Mesh, this functionality is extended to allow multi-hop wireless uplink – so wirelessly uplinked APs can support uplink to other wirelessly uplinked APs.

Guest Portal/Hotspot Support

Easy customization options for Guest Portals include authentication, Hotspot setup, and the ability to use your own external portal server. Use UniFi's rate limiting for your Guest Portal/Hotspot package offerings. Apply different bandwidth rates (download/upload), limit total data usage, and limit duration of use.

All UniFi APs include Hotspot functionality:

- Built-in support for billing integration using major credit cards.
- Built-in support for voucher-based authentication.
- Built-in Hotspot Manager for voucher creation, guest management, and payment refunds.
- Full customization and branding of Hotspot portal pages.

Multi-Site Management

A single cloud-based UniFi Controller can manage multiple sites: multiple, distributed deployments and multi-tenancy for managed service providers. Each site is logically separated and has its own configuration, maps, statistics, guest portal, and admin read/write and read-only accounts.

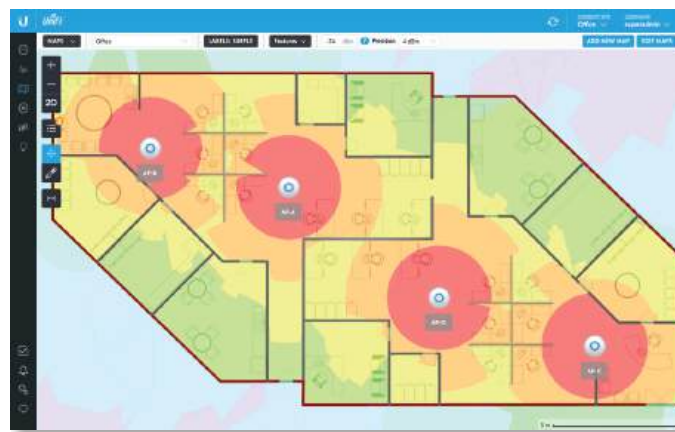
WLAN Groups

Manage flexible configurations of large deployments. Create multiple WLAN groups and assign them to an AP's radio.



Dashboard

UniFi provides a visual representation of your network's status and delivers basic information about each network segment.



RF Map

Monitor UniFi APs and analyze the surrounding RF environment.



Statistics

UniFi visualizes network traffic in clear and easy-to-read graphs.



UniFi Mobile App

Manage your UniFi devices from your smartphone or tablet.

Model Comparison



| | UAP-AC-M | UAP-AC-M-PRO |
|-------------------------|--|--------------|
| Environment | Indoor/Outdoor | Outdoor |
| Simultaneous Dual -Band | | |
| 2.4 GHz Radio Rate | 300 Mbps | 450 Mbps |
| 2.4 GHz MIMO | 2x2 | 3 x 3 |
| 5 GHz Radio Rate | 867 Mbps | 1300 Mbps |
| 5 GHz MIMO | 2x2 | 3 x 3 |
| Secondary Ethernet Port | | |
| PoE Mode | 24V Passive PoE 802.3af PoE: Alternative A | 802.3af PoE |
| Wall Mount | | |
| Pole Mount | | |
| Fast Mount | | |

Use Cases

Mesh Multi-Hop A large outdoor area, such as a park with minimal infrastructure, can take advantage of a mesh network comprised of the UniFi AC Mesh models.

Omnidirectional Coverage, Indoors or Outdoors The UAP-AC-M includes adjustable dual-band omni antennas.

You have the option to use a 5 GHz omni antenna¹ for spot-beam coverage in high -density locations with numerous APs and clients, like a conference hall or event center.

Directional Coverage, Outdoors The UAP-AC-M is versatile.

You have the option to use a 5 GHz sector antenna² (wide beam in the azimuth plane and narrow in the elevation plane) for broad outdoor coverage.

Maximum Coverage, Outdoors The UAP-AC-M-PRO is ideal for applications requiring 3x3 MIMO data rates for close-in omni coverage.

Temporary Installations Deploy the UniFi AC Mesh models for outdoor installations requiring quick setup and takedown, such as a street fair, music festival, or concert venue.

¹ Different antenna gains are allowed for each regulatory domain or country. It is the installer's responsibility to check local regulations.

Application Example



Both UniFi AC Mesh models provide wireless coverage for a street fair in a city plaza.

Hardware Overview

Model: UAP-AC-M

The UAP-AC-M provides simultaneous, dual-band, 2x2 MIMO technology and is available in single- and five-packs¹.

Compact Form Factor The UAP-AC-M discreetly integrates into any environment.

Weather-Resistant Enclosure The UAP-AC-M can be used indoors or outdoors.

Versatile Mounting The UAP-AC-M can be mounted on a wall, pole, or fast-mount of an optional Ubiquiti® high-gain antenna². (All accessories are included.)

Multiple Power Options The UAP-AC-M is compatible with 802.3af PoE Alternative A and 24V passive PoE. You can power it with the included Gigabit PoE adapter¹ or an 802.3af Alternative A compatible switch, such as the UniFi PoE Switch or EdgePoint™ EP-R6.

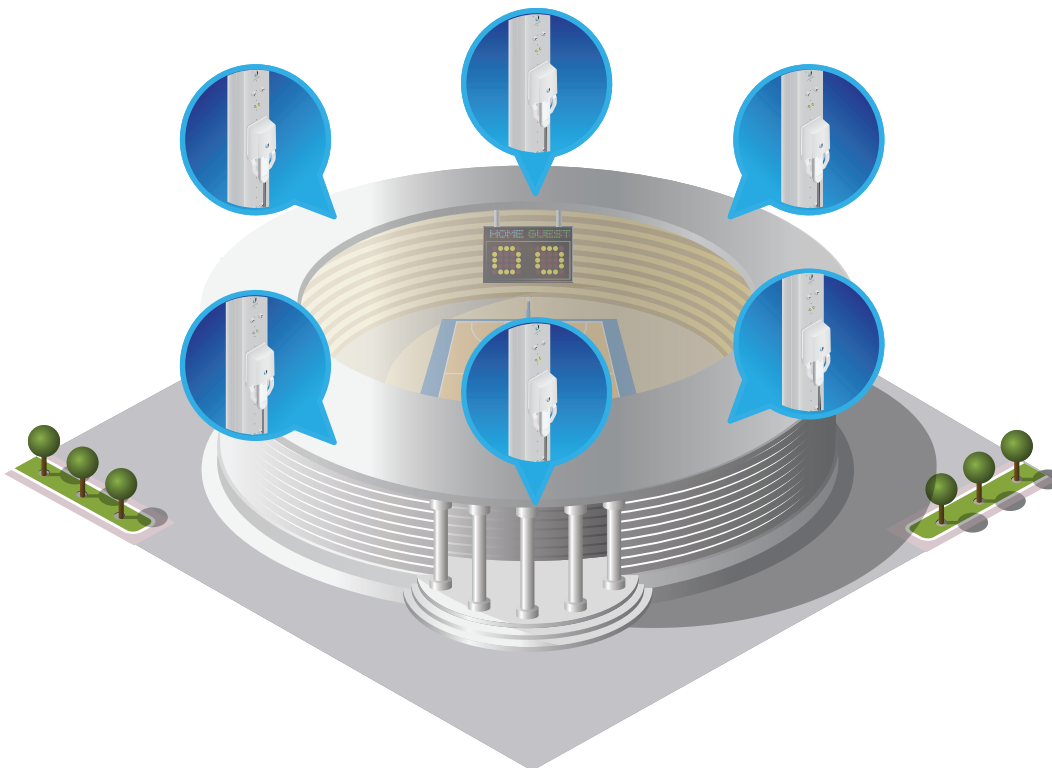
Antenna Options Use the included omni antennas, or use the included fast-mount adapter to install the AP on an optional connectorized antenna² for expanded range coverage and customized pattern shaping.

¹ Five-packs do not ship with PoE adapters; we recommend powering the UniFi APs with the UniFi PoE Switch instead.

² Different antenna gains are allowed for each regulatory domain or country. It is the installer's responsibility to check local regulations.



Application Example



The UAP-AC-M utilizes the same antenna connector technology as airMAX® antennas².

Hardware Overview

Model: UAP-AC-M-PRO

The UAP-AC-M-PRO provides simultaneous, dual-band, 3x3 MIMO technology and is available in single- and five-packs*.

Weather-Resistant Form Factor The enclosure of the UAP-AC-M-PRO is designed to withstand the elements, making it ideal for outdoor deployment.

Powerful Coverage Built-in dual-band omnidirectional antennas deliver expanded range coverage outdoors.

Mounting Flexibility The UAP-AC-M-PRO can be mounted on a wall or pole. (All accessories are included.)

Dual Gigabit Ethernet Ports The primary port is for data and PoE; the secondary port is for bridging.

Multiple Power Options You can power the UAP-AC-M-PRO with an 802.3af compatible switch, UniFi PoE Switch, or the included Gigabit PoE adapter*.

* Five-packs do not ship with PoE adapters; we recommend powering the UniFi APs with the UniFi PoE Switch instead.



Application Example



The UniFi AC M Pro APs cover the quad and park on a university campus.

UAP-AC-M Specifications

| UAP-AC-M | |
|---------------------------|---|
| Dimensions | 353 x 46 x 34.4 mm (13.9 x 1.81 x 1.35") |
| Weight | 152 g (5.36 oz) with Antennas |
| Networking Interface | (1) 10/100/1000 Ethernet Port |
| Buttons | Reset |
| Power Method | 24V Passive PoE (Pairs 4, 5+; 7, 8 Return); 802.3af Alternative A (Pairs 1, 2+; 3, 6 Return) (Supported Voltage Range: 44 to 57VDC) |
| Power Supply | 24V, 0.5A Gigabit PoE Adapter* |
| Power Save | Supported |
| Maximum Power Consumption | 8.5W |
| Maximum TX Power | |
| 2.4 GHz | 20 dBm |
| 5 GHz | 20 dBm |
| Antennas | (2) External Dual-Band Omni Antennas |
| 2.4 GHz | 3 dBi |
| 5 GHz | 4 dBi |
| Wi-Fi Standards | 802.11 a/b/g/n/r/k/v/ac |
| Wireless Security | WEP, WPA-PSK, WPA-Enterprise (WPA/WPA2, TKIP/AES) |
| BSSID | Up to 8 per Radio |
| Mounting | Wall/Pole/Fast-Mount (Kits Included) |
| Operating Temperature | -30 to 70° C (-22 to 158° F) |
| Operating Humidity | 5 to 95% Noncondensing |
| Certifications | CE, FCC, IC |

* Only the single-pack of the UAP-AC-M includes a PoE adapter.

| Advanced Traffic Management | |
|-----------------------------|---|
| VLAN | 802.1Q |
| Advanced QoS | Per-User Rate Limiting |
| Guest Traffic Isolation | Supported |
| WMM | Voice, Video, Best Effort, and Background |
| Concurrent Clients | 250+ |

| Supported Data Rates (Mbps) | |
|-----------------------------|---|
| Standard | Data Rates |
| 802.11ac | 6.5 Mbps to 867 Mbps (MCS0 - MCS9 NSS1/2, VHT 20/40/80) |
| 802.11n | 6.5 Mbps to 300 Mbps (MCS0 - MCS15, HT 20/40) |
| 802.11a | 6, 9, 12, 18, 24, 36, 48, 54 Mbps |
| 802.11g | 6, 9, 12, 18, 24, 36, 48, 54 Mbps |
| 802.11b | 1, 2, 5.5, 11 Mbps |

UAP-AC-M-PRO Specifications

| UAP-AC-M-PRO | |
|---------------------------|---|
| Dimensions | 343.2 x 181.2 x 60.2 mm (13.51 x 7.13 x 2.37") |
| Weight | 633 g (1.40 lb) |
| Networking Interface | (2) 10/100/1000 Ethernet Ports |
| Buttons | Reset |
| Power Method | 802.3af PoE (Supported Voltage Range: 44 to 57VDC) |
| Power Supply | 48V, 0.5A PoE Gigabit Adapter* |
| Power Save | Supported |
| Maximum Power Consumption | 9W |
| Maximum TX Power | |
| 2.4 GHz | 22 dBm |
| 5 GHz | 22 dBm |
| Antennas | (3) Internal Dual-Band Antennas 8 dBi |
| Wi-Fi Standards | 802.11 a/b/g/n/r/k/v/ac |
| Wireless Security | WEP, WPA-PSK, WPA-Enterprise (WPA/WPA2, TKIP/AES) |
| BSSID | Up to 8 per Radio |
| Mounting | Wall/Pole (Pole Kit Included) |
| Operating Temperature | -40 to 70° C (-40 to 158° F) |
| Operating Humidity | 5 to 95% Noncondensing |
| Certifications | CE, FCC, IC |







* Only the single-pack of the UAP-AC-M-PRO includes a PoE adapter.

| Advanced Traffic Management | |
|-----------------------------|---|
| VLAN | 802.1Q |
| Advanced QoS | Per-User Rate Limiting |
| Guest Traffic Isolation | Supported |
| WMM | Voice, Video, Best Effort, and Background |
| Concurrent Clients | 250+ |

| Supported Data Rates (Mbps) | |
|-----------------------------|--|
| Standard | Data Rates |
| 802.11ac | 6.5 Mbps to 1300 Mbps (MCS0 - MCS9 NSS1/2/3, VHT 20/40/80) |
| 802.11n | 6.5 Mbps to 450 Mbps (MCS0 - MCS23, HT 20/40) |
| 802.11a | 6, 9, 12, 18, 24, 36, 48, 54 Mbps |
| 802.11g | 6, 9, 12, 18, 24, 36, 48, 54 Mbps |
| 802.11b | 1, 2, 5.5, 11 Mbps |

UniFi Switch Compatibility

The UniFi switches are compatible with UniFi Access Points and UniFi G3 Video Cameras, as detailed below.

| AP/Camera Model | US-8 | US-8-60W | US-8-150W | US-16-150W | US-24-250W | US-24-500W | US-48-500W | US-48-750W |
|-----------------|---|---|-----------|------------|------------|------------|------------|------------|
| UVC-G3 |  |  | | | | | | |
| UVC-G3-AF | | | | | | | | |
| UVC-G3-DOME | | | | | | | | |
| UAP |  |  | | | | | | |
| UAP-LR |  |  | | | | | | |
| UAP-PRO | | | | | | | | |
| UAP-AC-LITE | | | | | | | | |
| UAP-AC-LR | | | | | | | | |
| UAP-AC-PRO | | | | | | | | |
| UAP-AC-M | | | | | | | | |
| UAP-AC-M-PRO | | | | | | | | |
| UAP-AC-IW* | | | | | | | | |
| UAP-AC-IW-PRO* | | | | | | | | |
| UAP-AC-HD | — | — | | | | | | |

Compatible with the UniFi switch



Requires an Instant 802.3af Gigabit PoE Converter: INS-3AF-I-G



or INS-3AF-O-G



Note:

* For the UAP -AC-IW and UAP -AC-IW-PRO, PoE passthrough is supported by all of the switches listed above except for models US -8 and US -8-60W.

Related Product Datasheets



UniFi Switch 8, UniFi Switch 8-60W :

dl.ubnt.com/datasheets/unifi/UniFi_Switch_8_DS.pdf



UniFi PoE Switch es:

dl.ubnt.com/datasheets/unifi/UniFi_PoE_Switch.pdf

Specifications are subject to change. Ubiquiti products are sold with a limited warranty described at: www.ubnt.com/support/warranty. The limited warranty requires the use of arbitration to resolve disputes on an individual basis, and, where applicable, specify arbitration instead of jury trials or class actions.

©2015-2019 Ubiquiti Networks, Inc. All rights reserved. Ubiquiti, Ubiquiti Networks, the Ubiquiti U logo, the Ubiquiti beam logo, airMAX, airOS, EdgePoint, and UniFi are trademarks or registered trademarks of Ubiquiti Networks, Inc. in the United States and in other countries. Apple and the Apple logo are trademarks of Apple Inc., registered in the U.S. and other countries. App Store is a service mark of Apple, Inc., registered in the U.S. and other countries. Google, Android, and Google Play are trademarks of Google LLC. All other trademarks are the property of their respective owners.